

Neodymium Magnet Compression Driver



Specifications

General Specifications

Power rating.....	100 W(AES)
Nominal impedance.....	8Ω
Sensitivity.....	110 dB
Frequency range.....	1500-20000 Hz
Recommended min. crossover (12dB/oct).....	1500 Hz
Voice coil diameter.....	72.1mm/2.84 in
Voice coil material.....	AL-R
Magnet type.....	Neodymium
Diaphragm and surround material	Titanium
Net Weight.....	3.49 kg/7.6 lb
Packing Dimension WxDxH(mm)...	356mm x356mm x250mm
Shipping Weight (8 Pcs).....	30.0 kg/66.2 lb

Features

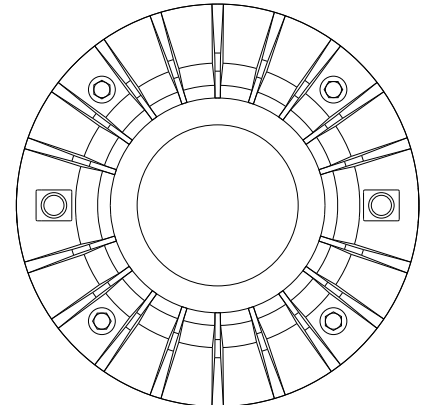
- Large Format Wide Bandwidth Compression Driver
- 2" Exit Diameter
- 400 Watts Peak Power Handling
- Pure Titanium Based 2.84" Diaphragm Diameter
- Bolt On Mounting
- Neodymium Magnetics

Applications

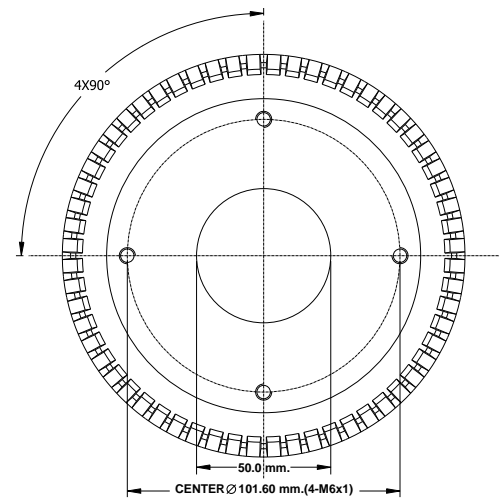
The P Audio WN-D72 is a large format compression driver that utilizes a precision formed diaphragm assembly. The diaphragm assembly is close spaced to a close spaced phase plug to insure excellent acoustic loading. The WN-D72 has an operating range of 1500Hz to 20kHz and is ideally suited for two way and three way high frequency applications in professional sound reinforcement systems. The large format diaphragm provides excellent acoustic output capacity and very low distortion.

The WN-D72 is a neodymium based magnetic system with an industry standard 2 inch (50.8mm) exit diameter. The voice coil is precision rectangular wire geometry. The mounting configuration is a standard "bolt on" style. P Audio offers a wide variety high frequency horns that will provide excellent pattern control and acoustic loading for the WN-D72.

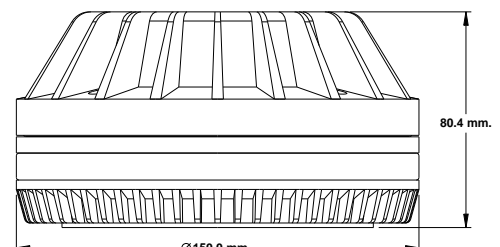
The diaphragm assembly is a 2.84 inch (72.1mm) diameter treated titanium design and utilizes P Audio's very high temperature adhesive systems and precision manufacturing to insure high power handling and reliability. The construction yields a full 100 watts of power handling capacity when the crossover frequency is 1500Hz. The WN-D72 is capable of a full 200 watts of power handling capacity when a crossover frequency of greater then 2500Hz is used.



TOP VIEW



BOTTOM VIEW



SIDE VIEW

Frequency Response and Impedance Curves

